



Meeting of Empowered Committee of Mid Day Meal Scheme

7th September, 2016, New Delhi



Government of India
Ministry of Human Resource Development
Department of School Education and Literacy

**Confirmation of the minutes of the last
Empowered Committee meeting held on
15th October, 2014**

Agenda No. 2 - Action taken on the decisions of last meeting



Decision of the Committee	Action Taken
To introduce the practice of Tithi Bhojan across the country,	The then Hon'ble HRM wrote a letter to all States/ UTs on dated 20 th November, 2014 to replicate the practice of Tithi Bhojan. Some States/ UTs have adopted this practice.
To introduce a protocol for standards in food safety and testing of the meals.	The committee under chairmanship of JS(E1), Department of SE&L has prepared the draft Testing protocol which has been circulated to the States/ UTs for their comments The comments have been received from 9 States and MoHFW as well as FSSAI and the same have been shared with the Committee members for finalization of testing protocol.
To strengthen the monitoring system for real time monitoring of the Scheme.	MDM-MIS portal is functional since June, 2012 and all the States/UTs are entering data into portal on monthly basis

To address two of the pressing problems viz. hunger and education by:

- Improving the nutritional status of children studying in classes I – VIII in Government and Government-Aided Schools and Madrasas & Maqtabas supported under Sarva Shiksha Abhiyan (SSA).
- Encouraging poor children, belonging to disadvantaged sections, to attend school more regularly and help them concentrate on classroom activities.
- Providing nutritional support to children of elementary stage in drought-affected areas during summer vacation.

On an average basis, 10.03 crore children in 11.50 lakh schools availed benefits of mid day meal across the country during 2015-16.

Food, Nutritional and calorific norms under MDMS



S. No.	Items	Primary	Upper Primary
A) Nutritional Norms (Per child per day)			
1	Calorie	450	700
2	Protein	12 gms	20 gms
B) Food Norms (Per child per day)			
1	Foodgrains	100 gms	150 gms
2	Pulses	20 gms	30 gms
3	Vegetables	50 gms	75 gms
4	Oil & fat	5 gms	7.5 gms
5	Salt & condiments	As per need	As per need

The present cooking cost is Rs. 4.13 for Primary children and Rs. 6.18 for Upper Primary children w.e.f. 01/07/2016.

- Central assistance for cooking cost, honorarium to cook-cum-helpers (CCH) and kitchen-cum-stores are provided as per the following sharing patterns
 - In 90:10 for States of North Eastern and Hilly regions
 - In 60:40 for other States
 - 100% for Union Territories

- 100% assistance is given for cost of food grains, transport assistance (for transportation of food grains), kitchen devices and management monitoring and evaluation (MME)

The Mid Day Meal Rules, 2015 have been notified under the National Food Security Act, 2013 and the same are effective from the date of its publication i.e. 30th September, 2015.

The salient features of Mid Day Meal Rules 2015 are as under:

- i. Strengthen quality by making testing of food samples mandatory.
- ii. Strengthen regularity by allowing temporary use of other funds in case of non-availability of MDM funds in the school and fixing responsibility in case of continued failure to serve MDM in schools.
- iii. Enhanced role of School Management Committees in supervision of MDM in schools.
- iv. Supply of foodgrains at NFSA rates of Rs. 3 per k.g. for rice and Rs. 2 per k.g. for wheat instead of BPL rates of Rs. 5.65 and Rs. 4.15 per k.g. respectively.
- v. Food security allowance to be paid by the State Government, if MDM is not provided in school on any school day due to non-availability of food grains, cooking cost, fuel or absence of cook-cum-helper or any other reason.

Performance so far during 2016-17



- Ad-hoc grant of Rs. 2252.68 crore released to all States/UTs by 18th April, 2016.
- Balance of 1st installment of Rs. 2613.43 crore released to 31 States / UTs. The proposals of J&K (IF-II), Kerala (incomplete), Arunachal Pradesh, Manipur and Nagaland (not yet received).
- Rs. 480.92 crore released for 12 drought affected States.

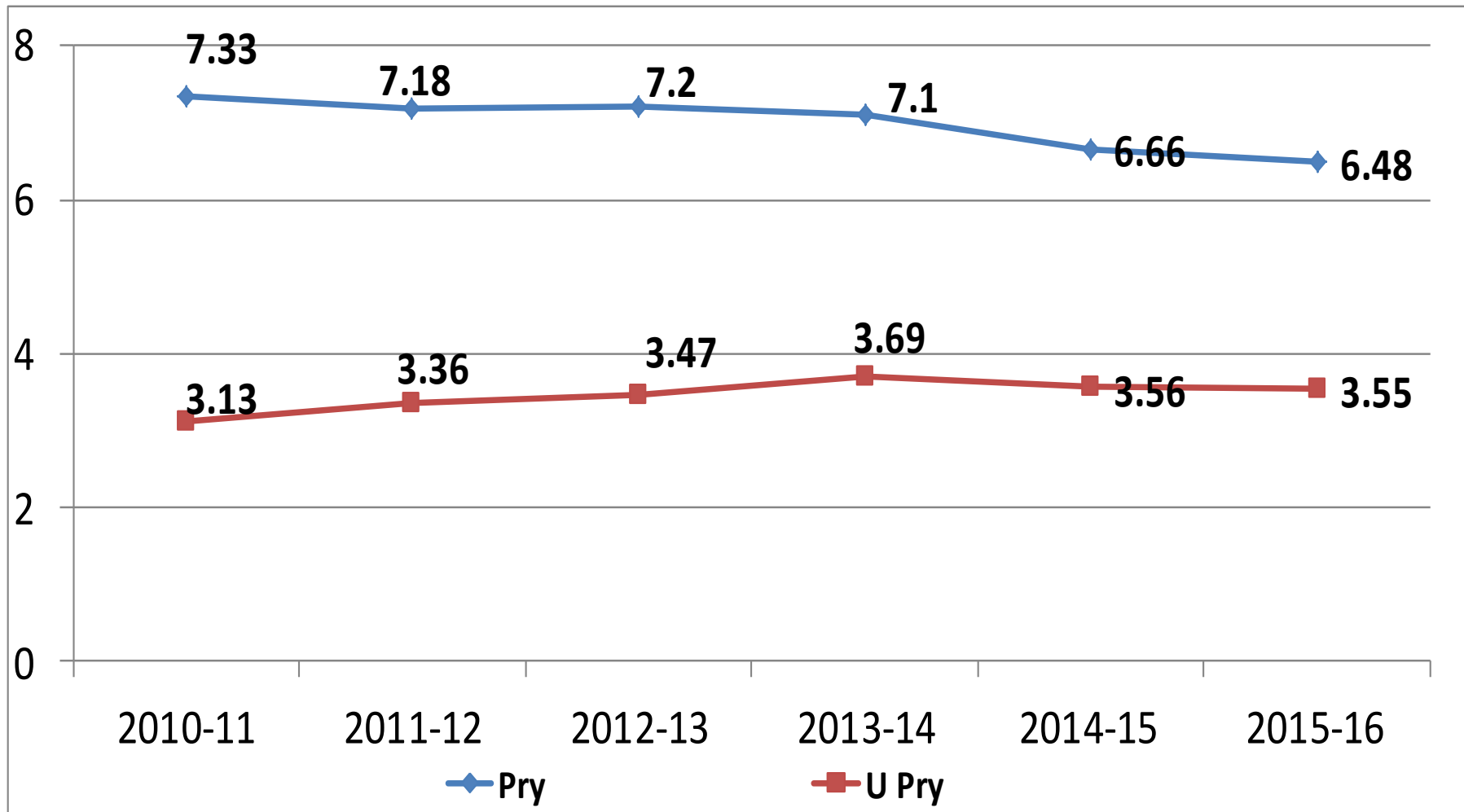
Thus, Rs. 5347.03 crore (55%) of the BE of Rs. 9700 crore have been released to the States / UTs till date.

Points for discussion

1. Social Security Scheme for cook-cum-helpers
2. Coverage
3. Complaints received category-wise
4. Food quality issues
5. Additional items being provided by States
6. Use of LPG
7. Construction of kitchen-cum-store
8. Food sample testing
9. Monitoring of the Scheme and social audit.
 - a) Monitoring
 - b) Automated Monitoring System (AMS)
 - c) Social audit

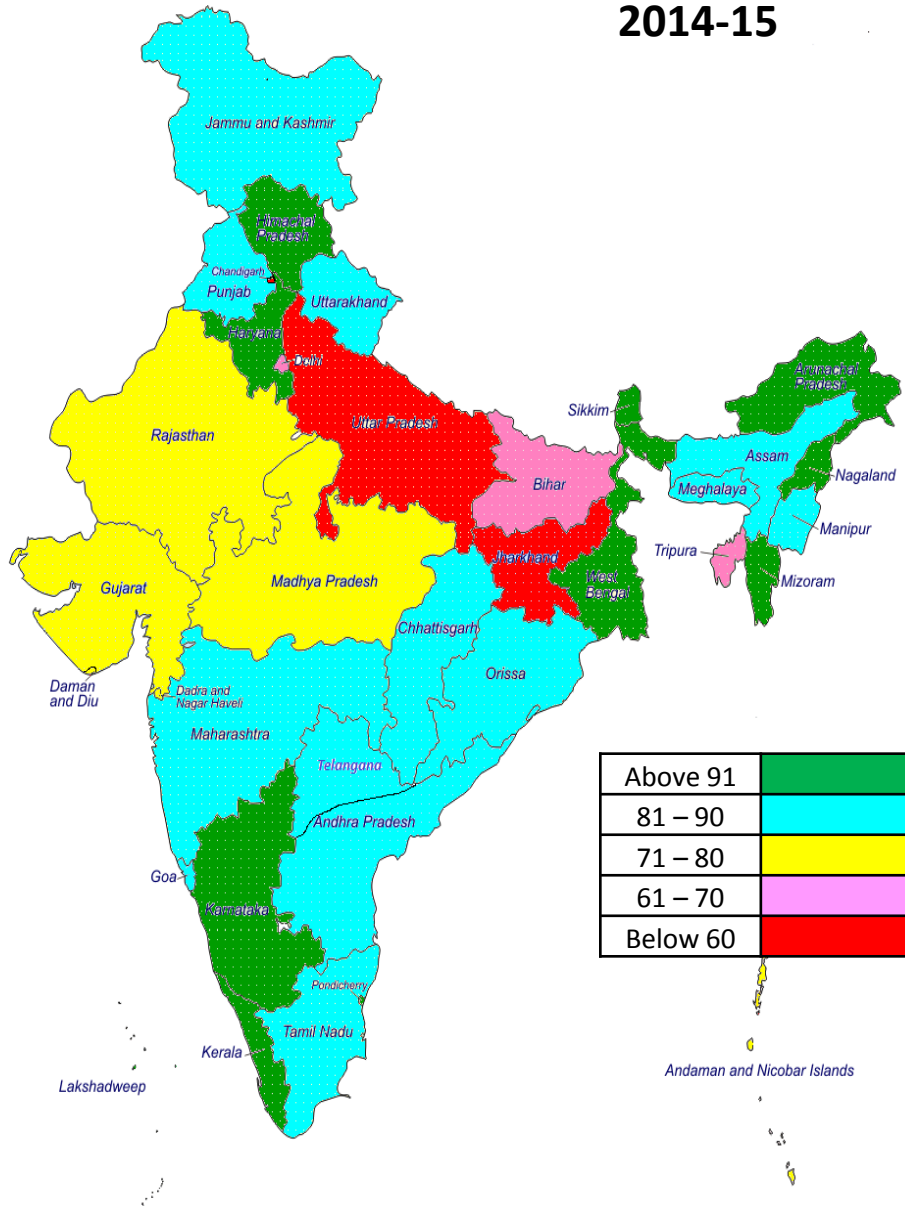
- **25.52 lakh** cook-cum-helpers are engaged
- 86% are women.
- 22% SCs, 15% STs, 41% OBCs, 6% Minorities.
- 19.93 lakh cook-cum-helpers (78%) have bank accounts.
- Punjab and Chandigarh have extended benefit of social security scheme.

Trends of Coverage (in crore)

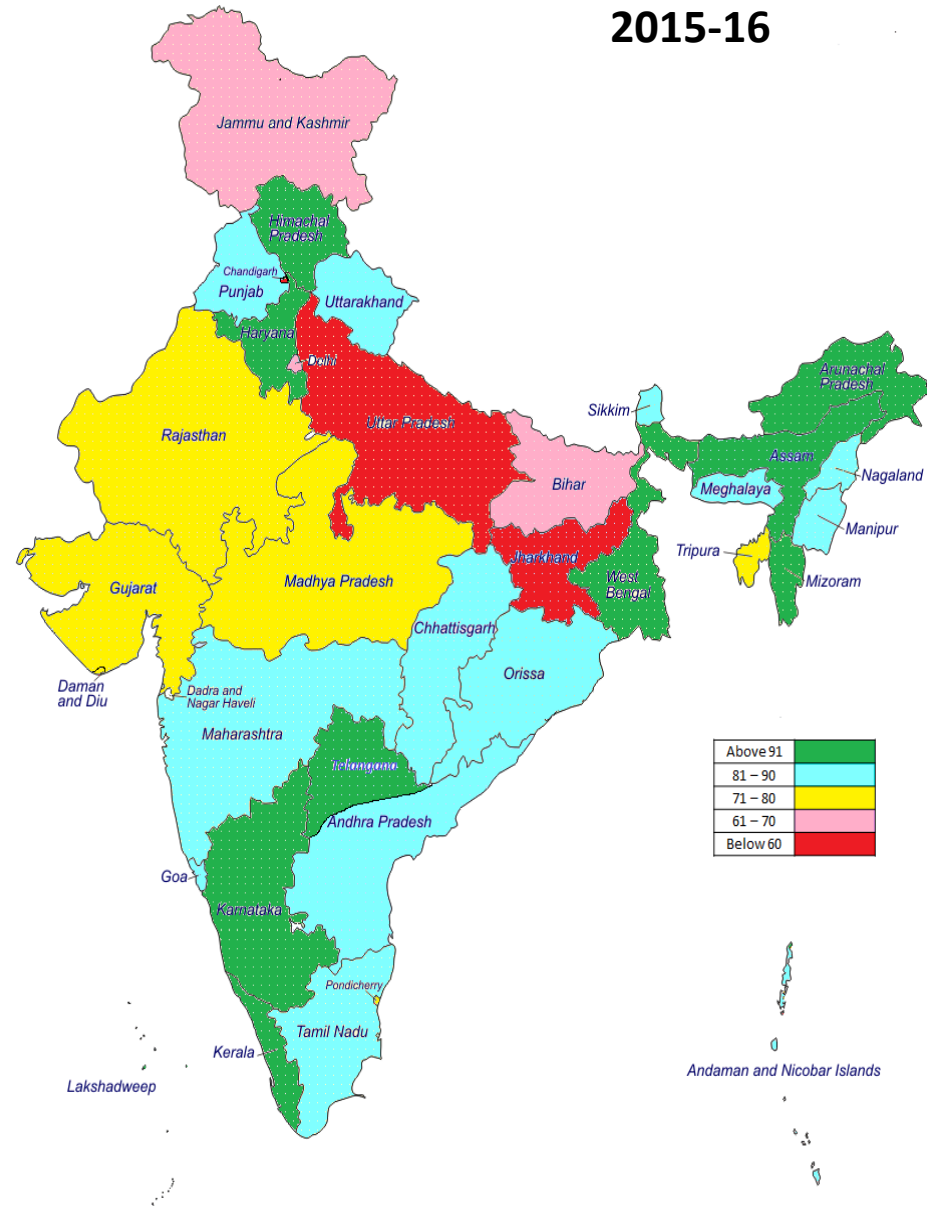


Coverage of Children against Enrolment : 2014-15 & 2015-16

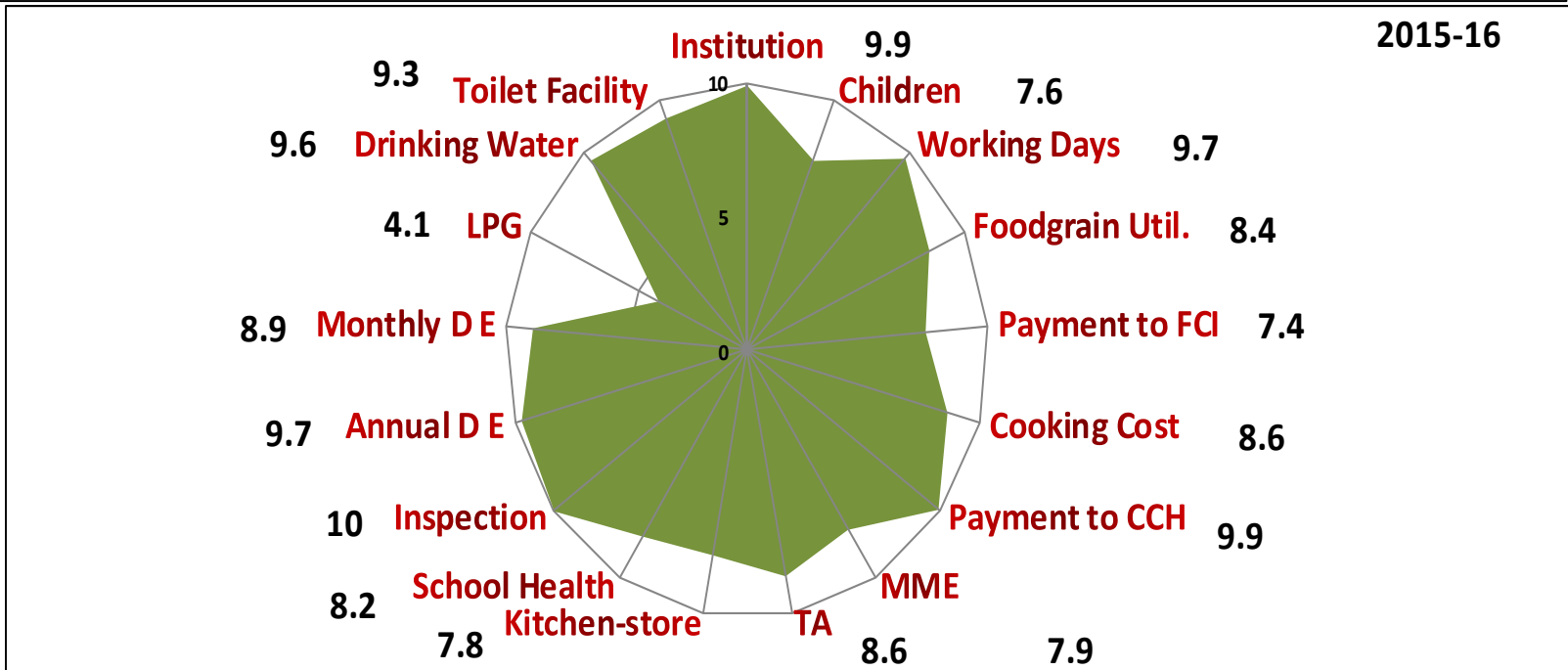
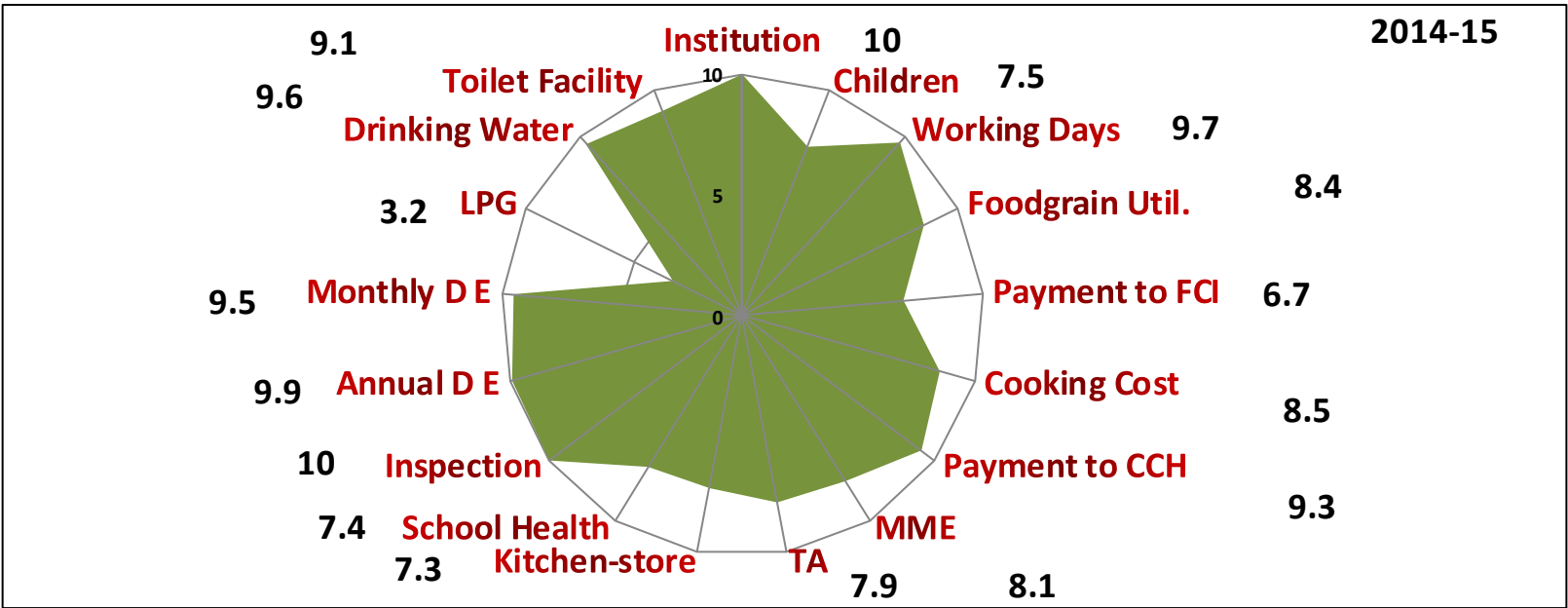
2014-15



2015-16



Review of the Scheme during 2014-15 and 2015-16



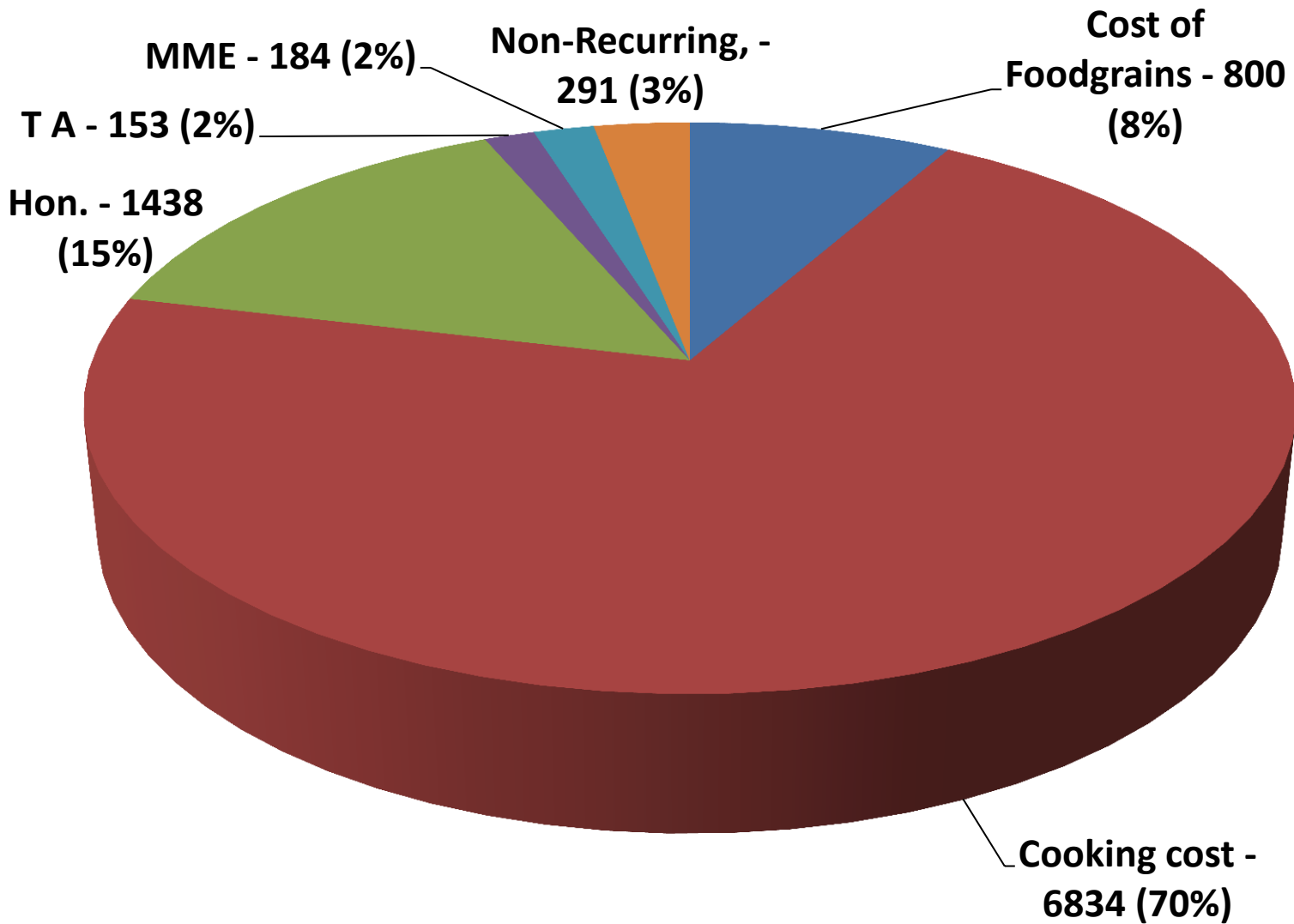
BE and Expenditure (11th Plan & 12th Plan)



(Rs. in crore)

Year	Budget Provision	Expenditure	% Expenditure/ Releases
11th Plan			
2007-08	7324	5835	79
2008-09	8000	6540	81
2009-10	8000	6938	86
2010-11	9440	9128	96
2011-12	10380	9902	95
12th Plan			
2012-13	11937	10868	91
2013-14	13215	10927	83
2014-15	13215	10527	80
2015-16	9236	9151	99
2016-17	9700	5347 (till date)	55

Component-wise budget allocation (Rs. in Cr.): 2016-17



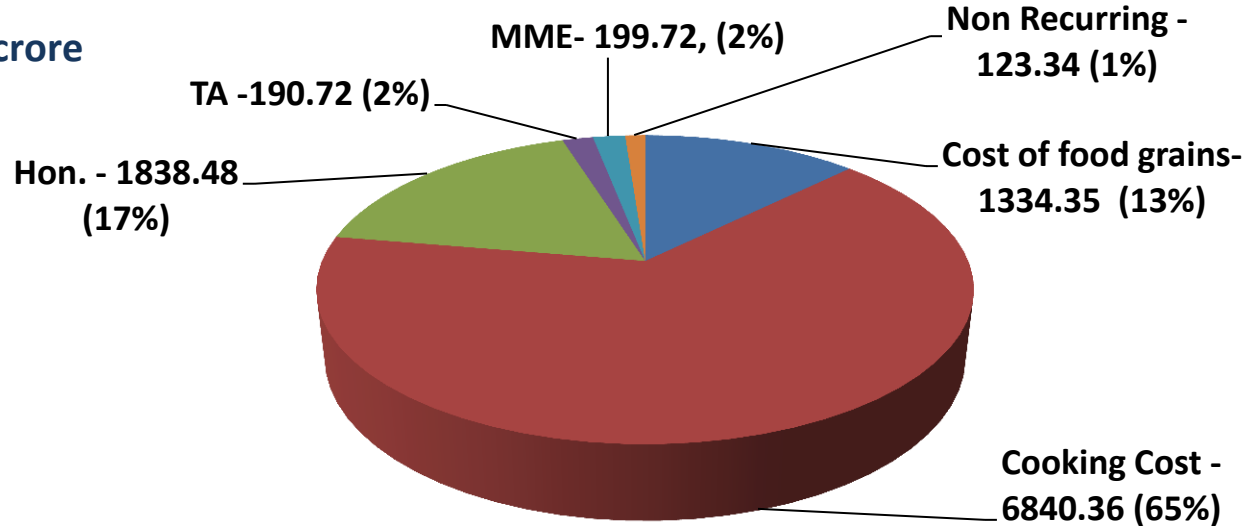
Figures for 2016-17 in Rs. Crores (%Share)

Component wise Releases



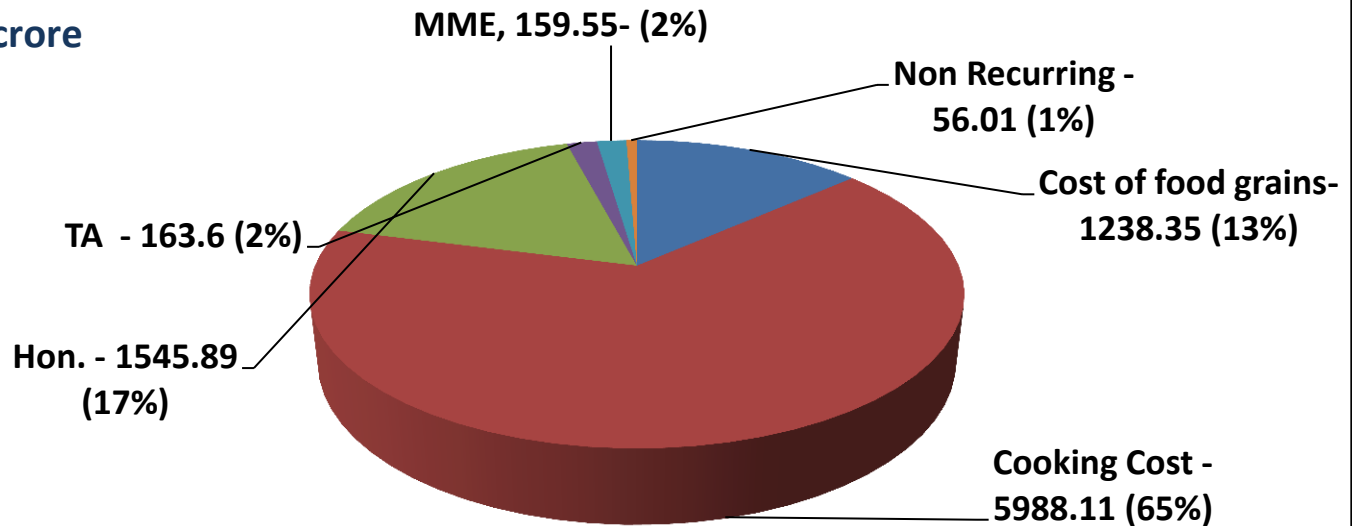
प्रधान भोजन योजना
Mid Day Meal Scheme

Rs. 10526.97 crore



2014-15

Rs. 9151.51 crore



2015-16

Status of Complaints received and Action Taken



Category of complaint	2013	2014	2015	2016	Total
Poor quality	18	41	48	16	123
Mis-appropriation	17	34	28	20	99
Irregularity	16	13	20	27	76
Casteism	2	1	3	2	8
Total	53	89	99	65	306

Status of Complaints received and Action Taken

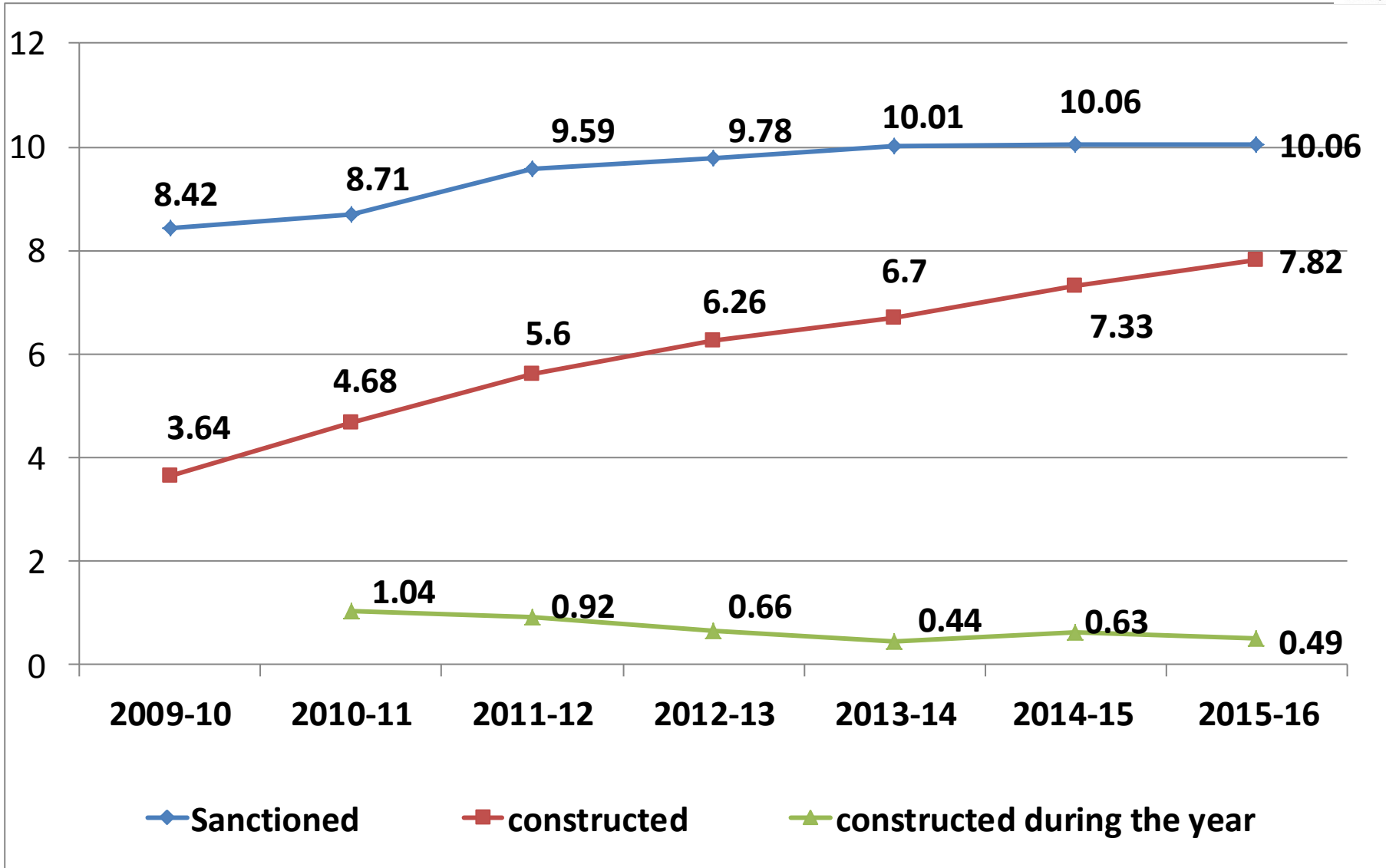


Category of Action	2013	2014	2015	2016	Total
Reply awaited from State	11	43	53	58	165
Under enquiry/investigation at state level	3	7	2	0	12
Departmental action (including warning, transfer, suspension) and action against service providers/complaint substantiated, by State Govt.	15	14	23	5	57
General corrective action, including issue of instructions to concerned, by State	10	9	9	1	29
Baseless, not proved, not related to MDM	14	16	12	1	43
Total	53	89	99	65	306

Availability of LPG in schools

S. No.	State	% of schools
1	Goa, Gujarat, Haryana, Punjab, Chandigarh, DNH, Delhi (07)	100
2	Karnataka	97
3	Rajasthan	92
4	Daman & Diu	91
5	Himachal Pradesh	89
6	Uttar Pradesh	62
7	Madhya Pradesh	27
8	Maharashtra	25
9	Bihar	10
10	Jharkhand	03
All India		41

Progress on construction of Kitchen-cum-store (Year Wise)



Progress on construction of Kitchen-cum-store



S. No.	State	Sanctioned	Not yet started	% Not started
1	Telangana	30408	15348	50%
2	Andhra Pradesh	44875	20784 (19523)	46%
3	Jammu & Kashmir	11815	4697	40%
4	Rajasthan	77298	16906	22%
5	Jharkhand	39001	7537	19%
6	Bihar	66550	12272 (5024)	18%
7	Maharashtra	71783	13086 (5693)	18%
8	Assam	56795	5144	9%
Total India		1006263	115331	11%

Testing of food samples



- MDM Guidelines provide for testing of the meals served in the schools.
- States / UT have been requested to conduct testing of meals through accredited labs.
- 17 States / UTs have started testing of food samples through accredited labs or Government laboratories.
- During 2015-16, 3324 food samples have been tested in these States.

Automated Monitoring System (AMS)



- A central portal has been developed by NIC for hosting the data.
- The States / UTs have set up a suitable system of data collection from schools on a daily basis and use it for purposes of monitoring and timely follow up action.
- As on date, 19 States / UTs have starting pushing data into Central portal.

- All the States / UTs have been advised to undertake social auditing of the MDMS.
- 10 States viz. Bihar, Maharashtra, Odisha, Karnataka, Punjab, Uttar Pradesh, Telangana, Nagaland, Andhra Pradesh and Tamil Nadu have completed the social audit and the work of social audit is in progress in Madhya Pradesh, West Bengal and Rajasthan.
- Positive findings
- MDM is being served in almost all the visited schools and Students are satisfied over the quantity and quality of food served
- No discrimination on the basis of caste, gender and community in cooking or serving or seating.
- Quality of food grain was found to be of satisfactory quality in maximum schools in the States.
- Most of the children and parents in Odisha want the quantity of rice per child to be increased.
- There is a provision of drinking water/water filters/RO system in many of the visited schools.
- Most of the head teachers in Bihar felt IVRS system is an effective medium of monitoring MDMS on daily basis. IVRS functional in Uttar Pradesh.

Some of the areas of concern are as under:

- Delay in reaching cooking cost from State to school levels in some schools in Bihar, Maharashtra and Punjab.
- Delay and irregular payment to cook-cum-helpers in Maharashtra and Uttar Pradesh.
- Convergence with Rashtriya Bal Swasthya Karyakram (RBSK) requires strengthening.
- Fire wood as fuel is mainly used and LPG supply is generally inadequate and irregular.
- Monitoring and supervision by the state and district officials of the scheme is minimal in majority of the visited schools.

Thank You